

MYKE AMEND'S
COLORING BOOK
FOR
GROWN UP KIDS

AGES 18
AND UP





“CHESHIRE”

Often, I was asked “Why don’t you do anything happy?” as well as “Do you ever do anything small?”

So was born this “Smile” series, a series of 5x7 inch artworks with smiling figures, which I also hand-made all of the frames for. I worked on these whenever I had an obligation-free day, in-between larger artworks.

They pretty much all creeped people out.

Mission accomplished, I suppose.



“SEA MONSTERS”

When I think of time travel - I think about the fact that any atrocity prevented, would be a lesson unlearned, and a mistake to waiting to be made only on a larger scale further down the road.

Still, as large as this country is, and lush and bountiful as it was, and still is to an extent. I think about how amazing this continent would be untamed and unspoiled - and wonder how differently it would have developed - if only.

I have dreams of arriving early - supplying information on manufacturing guns and cannons and powder to the Native Americans before the arrival of the Spanish fleet.

I am reminded though of what Neitzsche said: “He who fights with monsters might take care lest he thereby become a monster. And if you gaze for long into an abyss, the abyss gazes also into you.” - and because of this, I then decide to not build a time machine, and get back to work on other things.



“AIRSHIP PIRATES”

I made this design for the cover of my Coffee Table Art Book “Airships and Tentacles”, a collection of strange-fiction and weird tales inspired art over the years.

I have yet to have that book published, and so far, this coloring book is the closest thing to it... a prototype of sorts.

I also made some pretty nice decals for this for windows and laptops, as well as a t-shirt of this design... in case you're interested.



“SPIRIT”

When I was born, there was a shadow thrown to this world with me; He and I became the closest of friends, and through many points of my life he was the only friend I ever needed.

He taught me to shed my humanity, when humanity was a threat to my existence, and how to understand humans when such became essential to survive.

We were called to my parents' and my brothers' home each and every night, though our true home was the darkened forest, where we walked and conversed once the family was fast-asleep - often till dawn.

I may have outgrown this bond - Still, I feel I die a little bit, for every second spent away from the forest - every moment with concrete below my feet.



“ATTACK FROM PLANET... MOON!”

Another silly one from my 5x7 inch “Smile” series, and an accompanying piece to the “I have a Special Plan for this World” piece I did for the cover of GateHouse Gazette’s Halloween issue.

There is a lot going on in this image... perhaps too much - but I had fun doing it all the same.



“THE TEMPLE”

On a cliffside above the crashing tides, we found this ancient place - carved by alien hands, hewn in the strangely-dense basalt of this even stranger volcanic isle.

There were no footpaths, no stairs, or even ladders leading to this chilling place, nestled between precarious peaks of sharp and jagged rock.

It was certain to all aboard, that this temple was not built by human hands or for human eyes - and we felt the need, for our saety's sake to quickly move away, and an urge to wipe it from our memory.

We wandered aimlessly and quickly for days, in no certain direction other than simply “away”; Though the image remains, memory of its location is something forever beyond our grasp, which is likely for the better.

“SEVEN”



Sometimes I just like to draw, sketch, or engrave whatever is in my thoughts, not thinking too much on what it is or why it came to mind.

One thing about engravings of this sort, there is no undo, there is no erase - anything you do is there and irreversible. It makes it exciting and fun for me.



“O FRABJOUS DAY”

I did a few of these Alice-inspired pieces. The other pencil sketch has already been colored and released as a print. I have not yet colored this one myself, though I plan to - but you just may beat me to it.

“SEE MONKEYS”



Another under-water exploration piece. It is interesting how humans tend to think that they can overpower or outwit most anything they encounter... human ingenuity and all. But I suppose we rarely hear any reports back to tell us otherwise.



“THE RESONATOR”

An earlier engraving piece, Inspired by H.P. Lovecraft’s “From Beyond”.

“PINEAPPLES”



Something from me, who loves lemurs, to Bethalynne, who loves pineapples. I have learned in years since ,that pineapples are also very tasty.

“TIKITHULHU”



Another early engraving of mine, inspired again by Tiki bars and strange fiction.

“I HAVE A SPECIAL PLAN FOR THIS WORLD”




Another piece done as a cover for the Gatehouse Gazette, a Steampunk Magazine and a Diesel and Atompunk magazine - and this is what I came up with for the cover of their big Halloween issue.

“UXIA”



Mermaid lovers don't tend to go for the darker sort, and H.P. Lovecraft fans typically are not big fans of the movie "Dagon", (loosely) adapted from Lovecraft's "The Shadow Over Innsmouth". This is, however, one of my own personal favorite engravings.

MACH TURTLE"



Another Alice-Inspired piece. I finished this one up with digital coloring techniques done in a watercolor style. I wasn't going to include this one, for the sake of an even page count - and so decided to make it the centerfold on the adults version of this coloring book, though the image itself is not in the least bit risqué. You might need to pop the staples to color this image completely.



“THE EMPRESS”




A tarot card design I did for Bethalynne, whose card is “the Empress” in the standard deck. The original 5x7 inch engraving hangs on her wall.



I have a love for bats and for the scent of graveyard soil. This little spiderling was done originally as a t-shirt design for my comic book - but the art style for the book changed before the time I had these run up.

“EYE”



One of my very earliest engraving pieces, back when I was actually using the scratching tool and before I moved up to my own hand-made tools for this.

“THULHU”



Just a cute little Thulhu I did when learning this medium (Clayboard). The original, as well as the limited edition giclees, are hand-embellished with silver ink and gold leaf.

“AWAKE”



Another Cthulhu piece, in this one he is not all that happy, and is engaged in a life and death struggle with a light-house.



“MANKIND HAS NO TIME”

A cover for GateHouse Gazette, back in their black and white days. I went back and painted the original over in acrylic paint once I had the pen and ink scanned in and ready to go.

“THE MAGIC HUT”



A Steampulp rethinking of the old Russian fairy tale figure “Baba Yaga” and her stilted hut.


Whether she is dark, or light, or something in between - is a matter of the storyteller - but I suppose such could be true about any one of us.



“POLLEN”

Of all my artworks, the engravings tend to sell the least amount of prints, though they are some of my very favorites.

When people see them in person however, and get a greater impression of the amount of detail and energy that goes into them, they become very hard to hold onto.



“ALLIE AND THE MACHINE”

I wrote this children’s book years ago. What remains to do is to illustrate about 40 pages- about 120 days of work that I would like to do straight through from beginning to end. My very next big project, is going to be to finally complete this thing.

I meant to keep all drawings secret until then, but it made for the perfect graphic for our Kickstarter promotions for The Infernal Device, and in that became an icon for this project.



“THE PATH”

Engraved 5x7 inches (about this size) on Ampersand Art Clayboard (a tempered hardboard coated in white clay and India ink).

I wanted to make sure that there were nine figures, and nine torches, but I also wanted the tree to be torchlit - so there is a little trick of the eye done so I could maintain those numbers. There are a lot of hidden figures and images in this piece, all in a very tiny space.




“OOGA BOOGA! (BLOOD AND SAND)”

The two names in the title are the names of drinks at a Tiki bar in North Hollywood California, which was one of my primary stops in mind next to La Luz De Jesus and a few other choice galleries.

I waited an hour in line, as the place is too small for demand, and people must leave in order for new people to be allowed in. The air was thick with cigar smoke, and the drinks hard to come by for all the wriggling that needed to be done to get to the bar and back - still, it was well worth the California trip on its own.

I have friends who live 4 to 10 people to a tiny apartment to live in the area, working alternate shifts so each can have an allotted time to sleep on the couch or bed- making the most out of the space from this sort of time sharing.

Though I love the weather, and being overwhelmed with things to do and see: I decided it was not for me... not right now anyway.



“THE SABICU”

Engraved 5x7 inches (about this size) on Ampersand Art Clayboard (a tempered hardboard coated in white clay and India ink), I later decided to make this one into an oil painting by the same name.

The lovely thing about these engravings, is it is a portable way for me to work on bigger things. I go very deep in detail, looking at the 5x7 piece for how it will be printed at much larger sizes... which is actually necessary for anyone to be able to see all the detail at anything but point blank range. So, in a sense, it is a way for me to have a 16x20 work of art in my lap on a plane, without inconveniencing those sitting next to me.



“20,000 LEAGUES UNDER”

When I was a child, I had a beautifully illustrated book of submarines and other underwater craft.

It contained things real, and things speculative - drawings made by artists centuries before the first submarines, photographs and drawings of amazing underwater craft that truly existed... some fashioned of wood and brass - shaped like turtles or wooden spheres.

I was instantly captivated by these, and the concept of underwater exploration in addition to my other dreams of being an explorer.

As time went on, the World became ever smaller - Every island, every forest, every cave explored meant one less place for fascinating monsters, wonderful new creatures, or strange tribes to exist. Everything was sterilized, plain, and boring - placemarkers for “Burger joint goes here”, another future extension of AnyTown USA.

The vast and unexplored depths fascinate me still, where the magic and wonder of my childhood planet exists in stasis, waiting to be found, or not found.



“THE NAVIGATOR”

Some flying situations can be hairier than others; Often this is when the craft comes to the ground, but especially applies when the ground comes to the craft.

In these cases, it is nice to have an outside eye on things - and though these machines are more expensive than individual crew members, crew morale as a whole is nothing short of invaluable.

In the wild blue, in strange and desolate places such as these, a captain could easily find himself being introduced to craftless flight... making the use of these devices all the more cautious and wise of a measure.

A DIFFERENT SORT OF COLORING BOOK

Many centuries ago, I noticed that my friend Brian's copy of the AD&D™ monster manual, unlike mine, was in full color - and though I loved the black and white illustrations in mine, his really had a lot of something special going on.

I found that he had colored his with color pencils, and was amazed at how simply, how easily all of the illustrations colored - With little effort, any illustration could become a very professional looking full-color work of art.

I set this memory aside, for a while, until at a convention I spotted members of Dr. Steel's™ street team: The Toy Soldiers, passing out coloring books made of his iconic propaganda-inspired artworks - and made plans to make this book... eventually.

After weeks of our Kickstarter™ fundraiser for the Infernal Device, it became evident that we needed something low-cost and high value to offer as a reward - and this book is one of many new rewards I came up with (thank you everyone who made that project successful)

COLORING RECOMMENDATIONS

I recommend that you place a sheet of paper between already-colored pages when coloring. It really depends on what sort of coloring pencils you are using, and I won't endorse any particular brands, but some colored pencils can transfer to the facing page when rubbed from their back sides.